

## Board of Examiners' Report (Results) - Summer School 2024/2025

AGE does not internally moderate results *at this stage* – that is - we do not adjust (normalise) at the macro level to fit a formula or curve (unlike many Universities and IHEs). *Rather*, we encourage staff to create sensible and appropriate assessments and mark accordingly. The moderation takes place through *experienced staff* (who teach at other like institutions); an *external moderator* who looks at our grade distributions and samples of assessment across the major programs; an *HEPP-QN benchmarking activity* that provides further external moderation; *internal comparing* where/if more than one teacher actually teaches a single subject; and through a careful *national/international benchmarking* exercise that currently compares our distributions with a number of other HEPs and iHEPs.

*The moderation is thorough and appropriate.*

Our current assessment and grading policy and procedure is robust - [87330e\\_cfba293f0ce2414989ab65162266ff69.pdf](#)

The **Board of Examiners** (*a standing committee of the Academic Board*) convened on Thursday, February 27, 2025 and considered the Summer School 2024/25 grade distributions post final assessments.

*Membership* of this Board for 2025 includes–



**Associate Professor Jordan Murray**

**Chair**



**Associate Professor Christopher McLeod**



**Emeritus Professor Greg Whateley**

**Secretary**

The outcomes are somewhat skewed given the small class sizes and student numbers. This will no doubt change given the upcoming intake of 70 or so new students on campus from mid-March 2025.

The aggregated progression rate for SS, 2024/25 is 90% (10% above the Strategic Intent target) – see - [87330e\\_55363bb9b38846eda6474ff77dd94221.pdf](#) - see p10.

The distributions for the Bachelor of Music program are presented in table and pie chart forms by **Associate Professor Jordan Murray** and then superimposed over a national/international benchmarking project conducted by **Professor Ian Bofinger** (AMPA) and **Emeritus Professor Greg Whateley** (AGE) in Mannheim, Germany in late 2016 and continues to be updated with more recent input. A recent grade distribution benchmarking activity by HEPP-QN in which **Dr Andy West** participated has also contributed to the comparative graph.

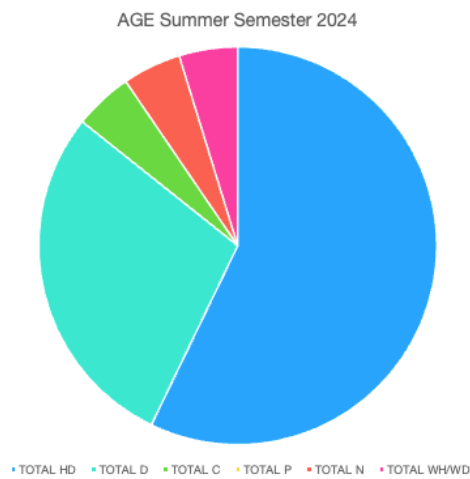
*This type of benchmarking is critical to our quality assurance.*

We want to take this opportunity to thank all AGE staff for an efficient turnaround of results for Summer 2024/25. This speedy marking and resolution have contributed to a very smooth ratification of grades, recording of outcomes and release of grades from Friday – February 28, 2025. **Great Effort! Great teamwork!**

The Summer, 2024/25 grade distributions are captured in table form –

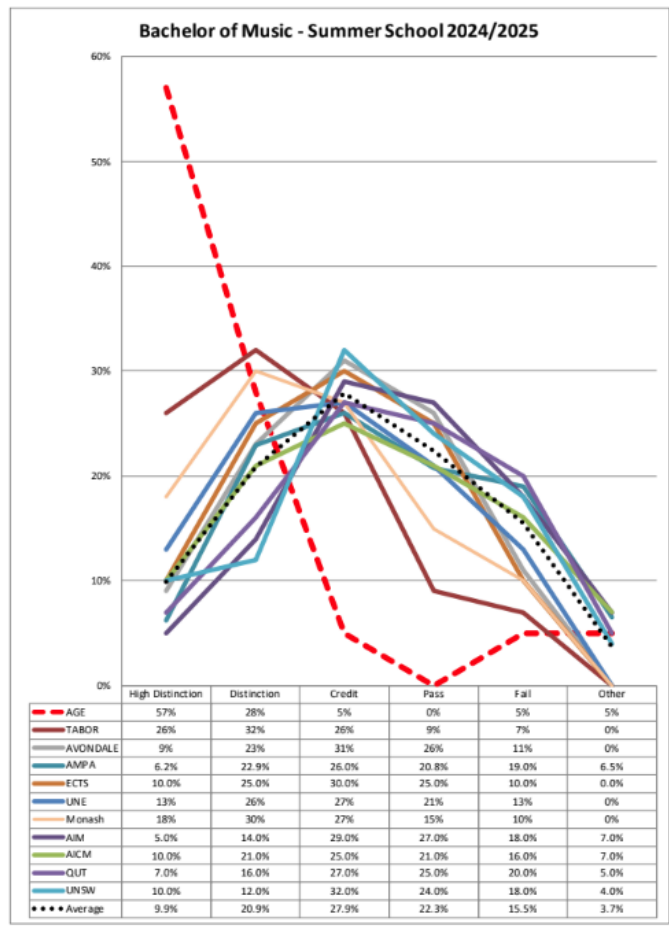
| <b>Grade</b>         | <b>Bachelor of Music (%)</b> |
|----------------------|------------------------------|
| <b>HD</b>            | <b>57</b>                    |
| <b>D</b>             | <b>28</b>                    |
| <b>C</b>             | <b>5</b>                     |
| <b>P</b>             | <b>0</b>                     |
| <b>F (N)</b>         | <b>5</b>                     |
| <b>Other (WH/WD)</b> | <b>5</b>                     |

The Summer, 2024/25 grade distributions are captured in graph form –

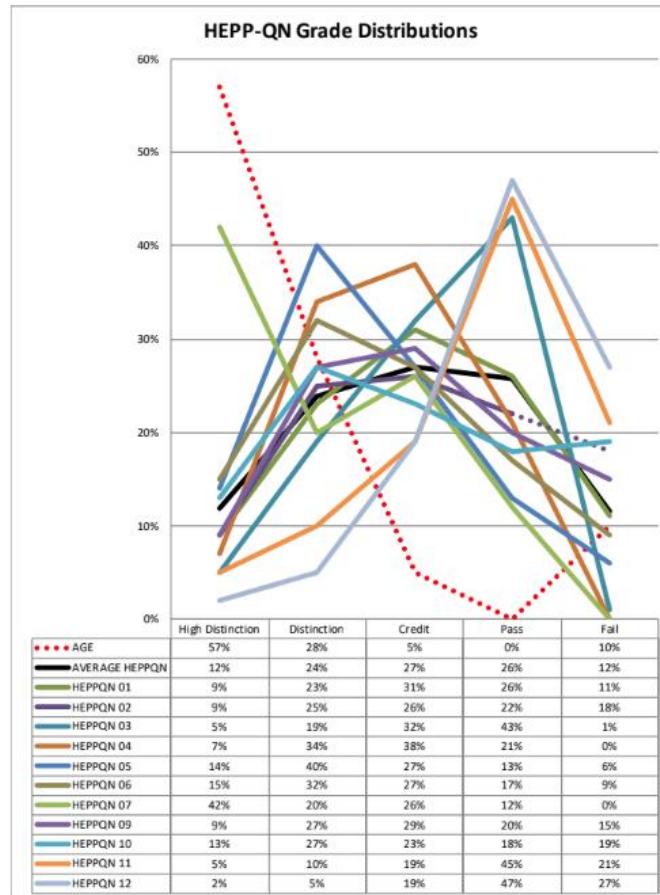


Further graphic representations are provided - including a national/international institute specific comparison made possible by **Bofinger and Whateley** (since 2016) - the broken red line represents AGE -

### Bachelor of Music



and **West** (since 2017) and an aggregated AGE outcome against HEPP-QN members (also highlighted with broken red line) –



*This indicates a Progression Rate of 90% (10% above target)*

We extend our thanks to all involved in the process. This is another good set of consistent outcomes.

A special thankyou to **Priyanka Deswal** and **Associate Professor Jordan Murray (Internal)** for data capture, **Professor Ian Bofinger** (Independent) for his work on the national/international comparative data presentation as well as **Dr Andrew West** (Independent) for sharing further national data.

This report will be presented to the next Academic Board meeting on Wednesday, March 26, 2025.